

• AMPHIBIOUS • ALL SEASON • ALL TERRAIN • SIX PASSENGERS



**The Safest and Most Reliable Tracked and Non-Tracked Off-Road Vehicles**



**2016**  
Commercial Vehicles

**EXTREME TERRAIN VEHICLE SOLUTIONS**





## The Most Versatile Off-Road Vehicles in the World

Designed for reliability in the toughest terrain conditions imaginable, ARGO vehicles will quickly become a valuable asset at any off-road work site. Water, deep mud, snow and ice are no obstacles for the ARGO and with its short wheel base, high ground clearance and small overhangs, the ARGO is able to achieve exceptional approach, breakover and departure angles making hills and uneven terrain a joy to ride. What ever the task, ARGO vehicles overcome the challenges with proven durability and performance, adaptable platforms and numerous optional accessories.



**NEW**  
NEW dual beadlock system provides added suspension with very low ground pressure for a smoother, more comfortable ride on rough terrain.



**NEW**  
Stand out with ARGO's new Orange color – ideal for first responders and EMS personnel.



**NEW**  
The new 12V / Dual USB Power Outlet allows riders to charge phones, play digital media and utilize their GPS.



**NEW**  
Ride-friendly seating features upgraded cushions and backrest with refined stitching and custom embossing of the ARGO logo.



**NEW**  
The new entry step on all models makes getting in and out of the vehicle easier than ever. (Not applicable to 8x8 XT Models)



**NEW**  
ARGO has launched a new Olive Gray color scheme to give riders more choice than ever before.

**Optional Extras:** Chain lubrication system to reduce maintenance. High torque transmission for better performance in extreme terrains.



## When performance and time are crucial factors in the success of your remote site operations... ARGO is the best way to go!

### Why ARGO for commercial applications?

#### TERRAIN CAPABILITIES

- Exceptional 8x8 mobility and strong-but-light construction
- Low ground pressure and traction to traverse all types of terrain from rock to muskeg to deep snow and ice
- Fully amphibious and can swim or ford water obstacles **without any special vehicle preparation**
- Integral skid plate & high ground clearance prevent bottoming out or hanging up on terrain obstacles

#### PASSENGER SAFETY

- Today's best Static Stability Factor (SSF) means ARGOs are up to four times less likely to roll-over than traditional UTVs
- Low center of gravity provides sure footing while climbing grades, going over rocks and crossing challenging terrain
- Excellent stability on water

#### "GREEN" MOBILITY

- Treads lightly and leaves no toxic traces behind
- Can cross the most fragile terrain with minimal impact on vegetation and substrates – lowest ground pressure in the off-road industry
- Engine and mechanical fluids are fully contained

#### COST / VALUE

- You get more value from an ARGO because you can do more with it
- ARGOs are a cost efficient alternative to trucks and UTVs when off-road mobility is critical
- A full range of accessories can turn your ARGO into the most versatile piece of equipment in your fleet
- ARGO's exceptional terrain capabilities and high altitude performance extends the range of sites and seasons where vehicles can operate productively

#### **NEW** Dual Beadlock System Offers Greater Ride Comfort

ARGO's revolutionary dual beadlock system increases vehicle suspension which results in a smoother, more comfortable ride in challenging conditions. This new system also allows users to operate with tire pressure as low as 1 PSI. The beadlock upgrade has a number of rider friendly benefits including:

- Reduced shock loading to the vehicle in demanding environments
- Increased speed over rough terrain
- Safe operation even with a fully deflated tire, decreasing the need to change flat tires in the field
- Reduced driver fatigue increases productivity while on the job
- Reversible rims simplify track installation - wheel spacers are no longer required
- 30% stronger axles which increases the power and durability of the vehicle

#### **NEW** State-of-the-Art, Anti-Corrosion Paint System

ARGO has partnered with Henkel, a leading worldwide manufacturer of functional coatings to provide Bonderite® anti-corrosion paint solutions on all new vehicles. This cutting-edge, waterborne system provides uniform coverage on all metal parts, even in difficult-to-reach areas and meets all stringent environmental requirements. Additional anti-corrosion initiatives have also been implemented to further enhance and increase the longevity of your new ARGO.

**Safety!**  
...always in Season!

Seat belts must be worn by all occupants if a ROPS is installed however, they must be unfastened before water entry. For safety, we recommend wearing approved helmets and eye protection. When operating in water, always wear approved Personal Floatation Devices. Always remain seated while in the ARGO.



ARGO vehicles go from land to water without vehicle preparation!



ARGO vehicles provides safe transport across all types of terrain.



Hydraulic power pack and breaker  
courtesy of Chicago Pneumatic

Work crews can perform tasks in isolated, off-road locations.



Your ARGO can be accessorized for winter maintenance.

## Utilities, Oil & Gas and Mining

Crews and equipment have to travel miles through challenging terrain to inspect power lines or prospect new drilling sites. Helicopters or expensive tracked vehicles may be able to get the job done, but at what cost? Today's cost conscious industry leaders rely on ARGO vehicles to get the job done in extreme terrain conditions. ARGO vehicles can transport people, equipment and supplies or pull cables and utility poles to remote work sites.

- **Maintenance & Construction**  
(power lines, oil & gas pipelines, cable & wireless)
- **Exploration & Environmental Studies**
- **Soil Testing and Drilling**



**Minimal Environmental Impact**  
From the unique tread pattern of the tires to the low ground pressure, every ARGO model is designed to minimize its environmental footprint.



The fully amphibious ARGO can transport personnel and equipment across water and land to reach remote inaccessible locations.



The ARGO with tracks floats over deep snow in temperatures as low as  $-40^{\circ}\text{C}$  ( $-40^{\circ}\text{F}$ ).



Using the multi-purpose, adaptable platform, work crews can perform a variety of tasks at remote sites.

Welding equipment courtesy of Lincoln Electric.

## When Every Second Counts, Count On ARGO Vehicles

Many wilderness emergency tasks require the extra advantage that only the ARGO can provide. ARGO vehicles can be installed with spraying equipment and traverse the roughest terrain to extinguish isolated brush fires. Equip the ARGO with insect control devices and you now have a vehicle that will access remote regions and target specific problem areas. These reliable, extreme terrain vehicles are unmatched by any in the industry.

- **Search & Rescue**
- **Fire Fighting & Prevention**
- **Law Enforcement**
- **Insect Abatement**
- **Vector & Pest Control Weed Control**



The all terrain ARGO 8x8 transports personnel and equipment to remote accident sites and can evacuate the injured.



ARGO vehicles can be adapted to carry and deploy a variety of custom-fitted abatement solutions.



The all season ARGO can be outfitted with customized equipment for firefighting.



## Increase Your Productivity

### Resort Lodges, Outfitters and Ecotourism

The multi-passenger ARGO is the perfect vehicle for wilderness exploration, scenic tours, photo safaris and everything in-between.

- Ecotour Operators
- Outfitters & Adventure Tours
- Trail Grooming and Maintenance
- Transporting People and Supplies



All terrain ARGO 8x8 vehicles can transport up to six passengers.



The versatility of ARGO vehicles makes them ideal for farm work.



All season ARGO vehicles can be used to maintain and groom trails.

### Agriculture and Woodlot Management

Spring thaws, heavy rains, flooded areas and dense bush can make your work extremely challenging. With the ARGO you can operate in any season and any terrain!

- Spraying, Seeding and Feeding
- Tapping Maple Trees
- Pulling Logs and Hauling Trailers
- Plowing Snow

## Military and Humanitarian Applications

ARGO vehicles are air deliverable, can be used in all seasons and are developed to accommodate all terrain conditions. Their rapid deployment capability, together with the modular flexibility of the system facilitates many tasks and applications.

- Rapid Manpower Mobility
- Supply and Re-Supply of Equipment and Operational Consumables
- Communications Command Modules
- Reconnaissance and Surveillance Modules
- Peacekeeping Force Mobility
- Agility in Accessing Dense Urban Areas



The upper body of ARGO vehicles can be modified to suit particular military requirements and needs.



Fully autonomous ground vehicles (unmanned or with operator) used for perimeter patrol, surveillance, fire fighting, and re-supply.



ARGO vehicles are fully amphibious and can be converted for specialized scouting operations.

**Argo**  
**Outfitter**

NEW



This 8-wheel drive amphibious off-road vehicle is powered by a 30 hp (23.1 kW) Kohler Aegis LH 775, 4 cycle OHV V-Twin, petrol, liquid cooled engine. The new ARGO OUTFITTER 8x8 is a hunter's dream come true and is specially designed for hunt camp operators, lodge owners and big game guides who traverse the world's toughest terrains.

For complete information on the ARGO Outfitter 8x8 visit our website at [www.ARGOxtv.com/argo-outfitter](http://www.ARGOxtv.com/argo-outfitter).

#### Special Features

- Angle mounted, four gun Sure Grip gun rack
- Dual rear entry steps
- Dual bilge pump
- Heated passenger and driver hand grips
- 12V / Dual USB power outlet

**Argo 8x8**  
**XTI**  
**Argo 8x8**  
**XTD**

Optional cargo box



Large rear cargo area provides space for additional seating or mounting of third party equipment. Hydraulic Compressor courtesy of VMAC.

Optional 18" (457 mm) HD quad rubber tracks



These 8-wheel drive amphibious off-road vehicles feature Kohler diesel or EFI engines plus ODG patented, triple differential, ADMIRAL transmissions. The main chassis has been engineered using field-proven technology, allowing for increased payloads and greater durability.

For complete information on the ARGO 8x8 XT Models visit our Web site at [www.ARGOxtv.com/catalog/XT-models](http://www.ARGOxtv.com/catalog/XT-models).

For all vehicle configurations, rubber tracks are available for better traction in soft terrain or snow.

# Argo 8x8 750 HDi

This 8-wheel drive amphibious off-road vehicle is powered by a 4-stroke OHV V-Twin liquid cooled 748cc, 30 hp (22 kW) Kohler Aegis LH 775 engine with electronic fuel injection. It has a load capacity of up to 1,150 lb. (522 kg) on land or 1,000 lb. (454 kg) on water, can transport 6 passengers on land, 4 on water and features a towing capacity of 1,800 lb. (816 kg).

## Overview

The ultimate machine for those who don't like compromise solutions! This ARGO has it all – a powerful yet quiet, liquid cooled, fuel injected engine, efficient ADMIRAL steering transmission and large 25" (635 mm) wheels combine to give this machine great top speed handling and best-in-class extreme terrain capability while carrying its full payload. It is equally well-suited for hard work and hard play.

## Features

- Innovative triple-differential ADMIRAL transmission with independent steering brakes
- Optional high torque transmission for extreme terrain performance
- Increased steering efficiency for more and constant power to the wheels
- Electronic Fuel Injection provides:
  - Increased fuel efficiency
  - Reliable cold weather starting
  - Improved high altitude performance
  - On-board diagnostics
- Large rear cargo capacity
- Long wheel base for increased ride comfort over rough terrain
- Large triple-sealed outer axle bearings
- Front and rear bearing extensions
- 8-wheel traction with low centre of gravity for extra stability
- Electronic ignition
- Self-adjusting hydraulic brakes with vented discs
- Low emissions

**NEW** Ride friendly seats, Dual USB Power Outlet, Entry Step

# Argo 8x8 750 HDi

EU  
VERSION  
AVAILABLE\*

This Special Edition 8-wheel drive amphibious off-road vehicle is powered by a 4-stroke OHV V-Twin liquid cooled 748cc, 30 hp (22 kW) Kohler Aegis LH775 engine with fuel injection. It has a load capacity of up to 1,000 lb. (454) kg on land or 850 lb. (386 kg) on water, can transport 6 passengers on land, 4 on water and features a towing capacity of 1,800 lb. (816 kg).

## Overview

This top-of-the-line extreme terrain vehicle features a powerful yet quiet, liquid cooled, fuel injected engine, efficient ADMIRAL steering transmission and large 25" ARGO wheels. This exciting machine easily navigates in thick mud, flooded areas or water while carrying or hauling all the equipment and gear you need.

## Special Features

- 3-way adjustable suspension seating with rear grab handles
- High / low beam headlights
- Front-mounted horn
- 7-pin electrical trailer connection
- Entry step
- Dual USB Power Outlet
- Signal / side marker lamps
- Side view mirror
- Heavy duty alternator
- Optional ROPS with seat belts

\*This vehicle is also available as ARGO 8x8 750 HDi EU or 700 HD EU featuring road approval in Europe. Comes with a front hitch mount.



For all vehicle configurations, rubber tracks are available for better traction in soft terrain or snow.



## Argo 8x8 750EFI

This 8-wheel drive amphibious off-road vehicle is powered by a 4-stroke OHV V-Twin liquid cooled 748cc, 30 hp (22 kW) Kohler Aegis LH 775 engine with electronic fuel injection. It has a load capacity of up to 1,150 lb. (522 kg) on land or 1,000 lb. (454 kg) on water, can transport 6 passengers on land, 4 on water and features a towing capacity of 1,800 lb. (816 kg).

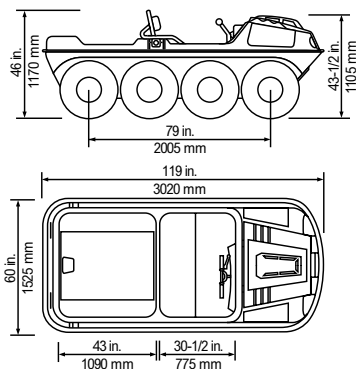
### Overview

Great multipurpose vehicle for hunting, personal utility use and commercial applications. The large 25" (635 mm) wheels will take a full load over rocks and stumps with ease while providing extra stability and floatation in water. The powerful 30 hp (22 kW) liquid cooled engine will pull even the heaviest game out of the bush, or carry equipment and gear. The engine starts at the turn of the key, even on the coldest morning, thanks to the electronic fuel injection.

### Features

- Electronic Fuel Injection provides:
  - Better fuel economy
  - Reliable cold weather starting
  - Improved high altitude performance
  - On-board diagnostics
- Large rear cargo capacity
- Long wheel base for better ride comfort over rough terrain
- Large triple-sealed outer axle bearings
- Front and rear bearing extensions
- 8-wheel traction with low centre of gravity for extra stability
- Proven, state-of-the-art automatic continuously variable transmission with high and low range forward and reverse
- Optional high torque transmission for extreme terrain performance
- Electronic ignition
- Self-adjusting hydraulic brakes with vented discs
- Low emissions

**NEW** Ride friendly seats, Dual USB Power Outlet, Entry Step



### ARGO Limited Warranty

One year for vehicles and 3 years for Kohler engines. Extended warranty plans available. Visit [www.ARGOxtv.com/warranty](http://www.ARGOxtv.com/warranty) for details.



## Argo 8x8 700HD



This 8-wheel drive amphibious off-road vehicle is powered by a 4-stroke OHV V-Twin liquid cooled 674cc, 24 hp (17 kW) Kohler Aegis LH 690 engine. It has a load capacity of up to 1,150 lb. (522 kg) on land or 1,000 lb. (454 kg) on water, can transport 6 passengers on land, 4 on water and features a towing capacity of 1,800 lb. (816 kg).

### Overview

The quiet and smooth liquid cooled engine in combination with the efficient ADMIRAL steering transmission make this machine a joy to drive. It is easy to control running at top speed on a gravel road yet it can haul big loads through extreme terrain and water.

### Features

- Innovative triple-differential ADMIRAL transmission with independent steering brakes
- Increased steering efficiency for more and constant power to the wheels
- Optional high torque transmission for extreme terrain performance
- Optional suspension seats
- Increased steering efficiency for more and constant power to the wheels
- Large rear cargo capacity
- Long wheel base for increased ride comfort over rough terrain
- Large triple-sealed outer axle bearings
- Front and rear bearing extensions
- 8-wheel traction with low centre of gravity for extra stability
- Electronic ignition
- Self-adjusting hydraulic brakes with vented discs
- Low emissions

**NEW** Ride friendly seats, Dual USB Power Outlet, Entry Step

\*This vehicle is also available as ARGO 8x8 700 HD EU featuring road approval in Europe.

For all vehicle configurations, rubber tracks are available for better traction in soft terrain or snow.



## Argo 8x8 Frontier EFI

This 8-wheel drive amphibious off-road vehicle is powered by a 4-stroke OHV V-Twin air cooled 747cc, 23 hp (17 kW) Kohler Command Pro engine with electronic fuel injection. It has a load capacity of up to 1,000 lb. (454 kg) on land or 900 lb. (408 kg) on water, can transport 6 passengers on land, 4 on water and features a towing capacity of 1,400 lb. (635 kg).

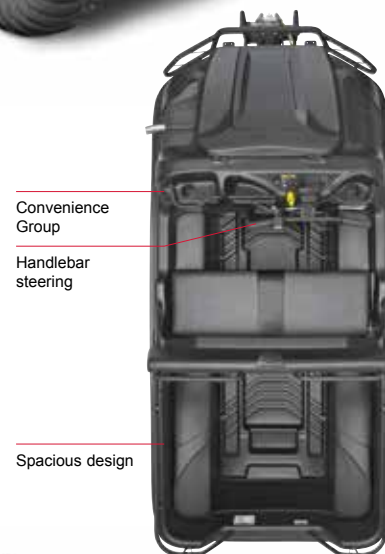
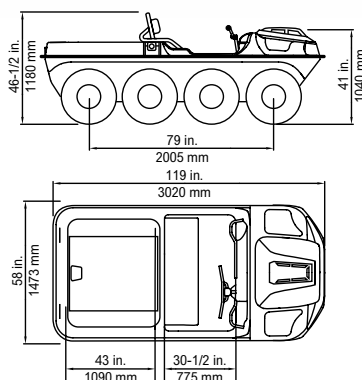
### Overview

The most affordable ARGO 8x8 vehicle features great performance in difficult terrain and has excellent water crossing capabilities. Great load carrying capacity and powerful towing capabilities at an attractive price.

### Features

- Electronic Fuel Injection provides:
  - Better fuel economy
  - Improved high altitude performance
  - On-board diagnostics
  - Reliable cold weather starting
- Large rear cargo capacity
- Long wheel base for smooth ride comfort over rough terrain
- Large triple-sealed outer axle bearings
- Front bearing extensions
- 8-wheel traction with low centre of gravity for extra stability
- Electronic ignition
- Proven, state-of-the-art automatic continuously variable transmission with high and low range forward and reverse
- Self-adjusting hydraulic brakes with vented discs
- Low emissions

**NEW** Ride friendly seats, Dual USB Power Outlet, Entry Step



## Argo 6x6 750 HDi

This 6-wheel drive amphibious off-road vehicle is powered by a 4 stroke OHV V-Twin air cooled 747cc, 23 hp (17.2 kW) Kohler Command Pro engine. It has a load capacity of up to 700 lb. (318 kg) on land or 500 lb. (227 kg) on water, can transport 4 passengers on land, 2 on water and features a towing capacity of 1,400 lb. (635 kg). Rear seat weight restriction of 140 lb. (64 kg) applies.

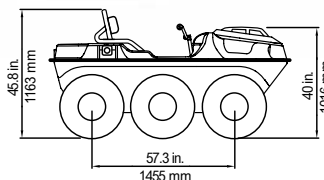
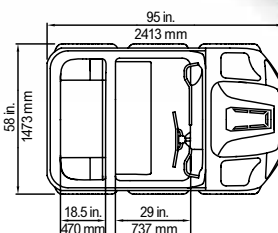
### Overview

Powerful top-of-the-line ARGO 6x6 extreme terrain vehicle for challenging terrain, deep mud, flooded areas and snow. For even better performance rubber tracks are available. State-of-the-art triple differential steering transmission provides a smooth ride, easy turns and quick response to overcome obstacles when it counts. Best in category towing capacity allows you to transport all the gear you need.

### Features

- Innovative triple-differential ADMIRAL transmission with independent steering brakes
- Increased steering efficiency for more and constant power to the wheels
- Large triple-sealed outer axle bearings
- Front and rear bearing extensions
- 6-wheel traction with low centre of gravity for extra stability
- Electronic ignition
- Self-adjusting hydraulic brakes with vented discs
- Low emissions

**NEW** Ride friendly seats, Dual USB Power Outlet, Entry Step



For all vehicle configurations, rubber tracks are available for better traction in soft terrain or snow.



Tracks add greater maneuverability in difficult and varied terrain. [www.ARGOfx.com/catalog/tracks](http://www.ARGOfx.com/catalog/tracks)



Maximize the utilization of your ARGO with a snow plow and trailer.



For greater speed on water add an outboard bracket and up to 9.9 hp motor.



A bedliner will protect your ARGO and facilitate transportation of equipment and tools



Universal Mounting System for quick connect installation of power packs, tanks and other industrial equipment.

ACCESSORIES		6 X 6	8 X 8			
		750 HDi	FRONTIER EFI	700 HD	750 EFI 750 HDi	750 HDi SE
<b>COMFORT</b>						
Convertible Top		649-51	849-51	849-40	849-40	849-40
Convertible Half-Top		N/A	N/A	849-45	849-45	849-45
Heater		N/A	N/A	848-170	848-170	848-170
Rear Bench Seat		N/A	849-80	849-80	849-80	849-80
Suspension Seats		N/A	N/A	*	*	Included
Windshield		648-79	648-79	848-171	848-171	848-171
Windshield Wiper		648-91	648-91	648-91	648-91	648-91
<b>CONVENIENCE</b>						
Alternator		N/A	N/A	850-54	850-54	Included
Auto Chain Lubrication System	1 hour interval	850-213HD6-1	850-213HD8-1	850-213HD8-1	850-213HD8-1	850-213HD8-1
	15 min. interval	850-213HD6	850-213HD8	850-213HD8	850-213HD8	850-213HD8
Cargo Tie Down Rings		614-06	614-06	614-06	614-06	614-06
Entry Step		848-240	848-173	848-173	848-173	Included
Gas Can Holder		867-01	867-01	867-01	867-01	867-01
Gun Rack - Sure Grip		848-200	848-200	848-200	848-200	848-200
Handrails		639-26	839-35	839-30	839-30	839-30
Helicopter Lift Kit**		865-00	865-00	865-00	865-00	865-00
Mounting Assembly (Brushguard/Winch)		622-107	622-108	622-108	622-108	Included
Outboard Motor Bracket		617-09	617-10	617-10	617-10	617-10
Power Winch		622-143	622-142	622-142	622-142	622-142SE
Receiver Winch (Wiring & Rear Hitch)		622-96	622-96	622-96	622-96	622-96
Remote Control (Winch)		622-137	622-137	622-137	622-137	622-137
Snow Plow Kit		657-21	657-21	657-21	657-21	657-21
Tire Holder		868-01	868-01	868-01	868-01	868-01
Tow Hook		642-00	642-00	642-00	642-00	Included
Trailer		CONTACT RETAILER FOR OPTIONS				
Universal Mounting System		N/A	959-10	959-10	959-10	959-10
Utility Bracket		821-25	821-25	821-25	821-25	N/A
Utility Rack		821-35	821-35	821-35	821-35	N/A
Utility Storage Pouch		621-35	621-35	621-35	621-35	621-35
<b>PROTECTION</b>						
Battery Shut Off		850-242	850-242	850-242	850-242	850-242
Bilge Pump		638-40	638-40	638-40	638-40	638-40
Brake Cooling Fan		N/A	602-75	864-01	864-01	864-01
Brake / Tail Lights		624-26	624-10	624-26	624-26	Included
Brushguard		642-50	642-50	642-49	642-49	Included
Brushguard for ROPS		642-80	642-80	642-80	642-80	N/A
Cargo Bedliner		N/A	866-01	866-01	866-01	N/A
Debris Screen		N/A	N/A	848-195	848-195	848-195
Fog Lights		648-92	648-92	648-92	648-92	648-92
Hood Fan		602-75	602-75	602-71	602-71	602-71
Mudflap		N/A	625-10	625-10	625-10	625-10
Reverse Back-up Alarm Kit		850-99	850-99	850-99	850-99	850-99
Roll Bar		648-15	N/A	N/A	N/A	N/A
Roll Bar Lights		648-90	N/A	N/A	N/A	N/A
Roof		N/A	863-26	863-26	863-26	863-26
ROPS c/w 2 Seat Belts		648-47	849-90-2	849-90-2	849-90-2	N/A
ROPS & Rear Bench Seat		N/A	849-90-4	849-90-4	849-90-4	N/A
Skid Plate		Included	863-13	Included	Included	Included
Storage Cover		621-21	821-40	821-40	821-40	821-40
<b>TRACKS</b>						
18" (457 mm) Rubber Tracks		625-50	825-50-1	825-50-1	825-50-1	825-50-1
13" (330 mm) Standard Tracks****		615-43	815-42K	815-42K	815-42K	815-42K
18" (457 mm) Super Tracks****		625-43	825-42K	825-42K	825-42K	825-42K
Super Track Ice Cleats		625-20	825-20	825-20	825-20	825-20
Rubber Track Ice Cleats		N/A	825-21	825-21	825-21	825-21

\* Factory Installed Option. \*\*Requires 25" Tires. \*\*\* Requires Front Bearing Extensions.  
\*\*\*\*Standard and Super Tracks require the use of ARGO AT189 24x10.00-8NHS Tires.



**COMFORT****Beadlock System**

Provides increased suspension for a smoother, more comfortable ride over rough terrain. Allows users to operate with tire pressure as low as 1 psi. Only available as a build option.

**Convertible Top**

Protects occupants from the weather. Has removable side and rear doors and stores folded down with boot cover. Requires fold-down windshield. (Optional roll bar light cannot be used with full convertible top).

**Convertible Half-Top**

Protects operator and side passenger from the elements. Removable side and rear doors allow easy access to the rear cargo compartment area. Requires fold-down windshield.

**Suspension Seats**

3-way adjustable suspension seats for increased ride comfort.

**Windshield**

Scratch-resistant acrylic in an aluminum frame, features mounting hole for the optional windshield wiper accessory.

**Windshield Wiper**

Complete with everything needed to assemble and fit to your ARGO windshield. Wiper motor mounts quickly and easily, requiring no drilling on newer style predrilled windshields.

**CONVENIENCE****Auto Chain Lubrication System**

(Not shown) Increases chain life and reduces maintenance requirements. Available in one hour (standard) or fifteen minute (heavy duty) intervals.

**Cargo Tie-Down Rings**

(Not shown) Six rings mount around the rear compartment (four rings for 6x6 models).

**Entry Step**

Provides easier entry into the vehicle. Four different mounting locations.

**Gas Can Holder**

Adjustable gas can holder mounted at the rear of the vehicle.

**Gun Rack (Sure Grip)**

Provides convenient and safe storage. Absorbs the shock of rough terrain and keeps your sights accurate.

**Handrails**

Tubular steel rails mount around the body, providing hand-hold points for rear passengers.

**Helicopter Lift Kit**

Axle mounted at 4 corners, quick release point for helicopter sling connection.

**Outboard Motor Bracket**

This one-piece bracket mounts at the bumper and onto the trailer hitch bracket. Mounting location is slightly off-center and accepts an outboard motor of up to 9.9 hp for increased propulsion in water.

**WARN Power Winch**

For vehicle recovery or to raise and lower plow blade. 3,500 lb. (1,588 kg) capacity, reversing with free wheeling out, 40' (12 m) cable with 30' (9 m) nylon strap. Safety switch disables winch unless ignition is on.

**Rear Receiver Winch Accessory**

Mounts into the 8x8 trailer hitch receiver, extending the versatility of your winch. Includes instructions and wire harness for installation.

**Wireless Winch Remote Control**

Wireless and compact, this unit can control remote use of winch from a location of up to 50' (15.24 m) for added convenience and versatility.

**Snowplow Kit**

81" (2 m) wide steel blade features multi-angle positions. Attaches to front bearing extension housings. A snowplow will maximize the utilization of your ARGO. Note: Requires power winch.

**Tire Holder**

Easy to install. Convenient spare tire holder mounts to rear of vehicle.

**Tow Hook**

Easy to install. Allows winch cables or towing straps to be attached to your ARGO.

**Trailers (Amphibious)**

4-wheel 600 lb. (272kg) load capacity. 8-wheel 1,400 lb. (635kg) load capacity. Complete with 24" (610 mm) or 25" (635 mm) tires. Contact Retailer for more information.

**Universal Mounting System**

(Not shown) Quick change, up to 750 lb. (340 kg) capacity, universal mount. Bolts directly to main chassis offering a secure structure for third party equipment.

**Utility Bracket**

Two "rugged gear" utility hooks and barrel holder. Safely secures objects such as shovels, fishing rods, paddles, etc. to the outside or inside of your ARGO.

**Utility Rack**

Two formed flatbar brackets, four "rugged gear" utility hooks, and mounting hardware. Allows two rifles or shotguns to be carried on the inside of your ARGO.

**Utility Storage Pouch**

Dome snaps attach to backrest for convenient storage space. Ideal for keeping first aid kits, tools, electronics and other items safe, clean and easily accessible.

**PROTECTION****Battery Shut-Off**

(Not shown) Positive battery cable interrupt located under the driver seat. Disconnects battery to prevent accidental battery drain.

**Bedliner**

(Photo on page 10) Protect your cargo storage space. Simple installation, removable and easy to clean.

**Bilge Pump**

Highly recommended for amphibious use of any ARGO. Operated by a dash mounted switch, the pump quickly removes water from the lower body.

**Brake Cooling Fan (Not shown)**

105 CFM fan directing cool air to the service brakes.

**Brake/Tail Lights**

Complete wire harness and all necessary mounting hardware.

**Brushguard**

Installation of mounting assembly or power winch is required. The 8x8 700HD/750HDi Brushguard features an integrated tow hook and mounting tabs for fog light kit.

**Brushguard for ROPS (Not shown)** Principally designed to be installed with the ROPS.

**Fog Lights (Not shown)**

Provides added illumination in poor visibility due to rain, fog, dust or snow.

**Hood Fan (Not shown)**

Extracts hot air from engine compartment (in extreme heat conditions).

**Mudflaps (Not shown)**

Deflects snow and mud. Stay dry and clean when navigating through challenging terrain. Easy to install.

**Rollover Protective Structure**

(ROPS) Powder-coated tubular steel frame provides rollover protection and seat belts for driver and front seat passenger.

**Roof**

Provides shelter from the elements. Requires ROPS.

**ROPS & Rear Bench Seat**

(Not shown) Protects driver, front seat passenger, and two rear passengers. Includes rear bench and four seat belts.

**Roll Bar**

Protects driver and passenger. Comes with two seat belts and fits all 6x6 models. (Reduces seating capacity to 2).

**Roll Bar Lights**

2 rubber mounted, shock resistant 3"x5" (76 mm x 127 mm) weather-proof lamps, easily installed on your existing roll bar.

**Skid Plate**

Formed from black high-density polyethylene, the skid plate protects the lower body from rocks and debris.

**Storage Protective Covers**

Fits all production models without roll bar or ROPS.

**TRACKS****Rubber Tracks**

18" (457 mm) width provides optimum floatation and minimal ground pressure. Exceptional traction. Lightweight, durable construction and low rolling resistance ensures smooth, quiet operation in difficult terrain conditions.

**HD Rubber Tracks (Not shown)** Centaur and XT models only) These tracks feature UHMW-PE guides, aluminum backing washers, and HD hinge lacing.

**Standard Tracks**

13" (330 mm) wide thermoplastic rubber segments go over 24" (610 mm) ARGO tires, reducing ground pressure for travel over snow or flooded areas.

**Super Tracks**


18" (457 mm) wide thermoplastic rubber segments go over 24" (610 mm) ARGO tires, to provide optimum floatation over deep snow.

**Ice Cleats for Tracks (Not shown)** Steel cleats increase traction on ice and hard-packed snow.

# THE MOST VERSATILE OFF-ROAD VEHICLES IN THE WORLD

Vehicle		6 X 6 750 HDi	8 X 8 FRONTIER EFI	8 X 8 700 HD	8 X 8 750 EFI	8 X 8 750 HDi	8 X 8 750 HDi SE	8 X 8 XTi	
Engine		Kohler Command Pro		Kohler Aegis LH 690	Kohler Aegis LH 775				
Engine Warranty		3 year							
Type		4 cycle OHV V-Twin gasoline engine, electronic ignition, full pressure lubrication and oil filter							
Horsepower		23		24	30				
Displacement		747cc		674cc	748cc				
Cooling		Air Cooled		Liquid Cooled					
Starting		Electric							
Brakes		Hydraulic							
Steering		One-piece, ergonomic handlebar							Multi-position, one-piece, ergonomic handlebar
		Steering control features hand brake. For safety and ease of handling, the ARGO steering transmission provides continuous torque to all axles.							
Controls		Right-hand twist grip throttle. Light switch and ignition switch. (ARGO 8x8 700HD also features a dash-mounted choke control)							
Clutch		Belt-driven, Continuously Variable Transmission (CVT) maximizes engine power to the transmission.							
Transmission		ADMIRAL <sup>8</sup>	Planetary <sup>9</sup>	ADMIRAL <sup>8</sup>	Planetary <sup>9</sup>	ADMIRAL <sup>8</sup>			
Drive System		Roller chains drive machined sprockets that are spline-fit onto 1 1/8" diameter axles and are protected with triple-sealed greaseable bearings.							
Frame		Formed steel channel construction, welded for high strength and durability. Protected with Bonderite <sup>®</sup> epoxy-acrylic coating.							
Body		Vacuum formed High Molecular Weight Polyethylene							
Full Skid Plate		Standard	Optional	Standard					
Load Capacity <sup>1</sup>	On Land	700 lb. (318 kg) total <sup>2</sup>	1,000 lb. (454 kg) total	1,150 lb. (522 kg) total			1,000 lb. (454 kg) total	1,500 lb. (680 kg) total	
	Rear Compartment	140 lb. (64 kg) max.							
	On Water	500 lb. (227 kg) total	900 lb. (408 kg) total	1,000 lb. (454 kg) total			850 lb. (386 kg) total	1,000 lb. (454 kg) total	
Towing Capacity <sup>3</sup>		1,400 lb. (635 kg)		1,800 lb. (816 kg)				2,000 lb. (907 kg)	
Seating Capacity <sup>4</sup>	On Land	4 persons		6 persons				2 persons - 4 optional	
	On Water	2 persons		4 persons				2 persons	
Fuel Capacity		7.1 US gallons (27 litres) See-through polyethylene fuel tank. 8 hrs. operation <sup>5</sup>							9.5 U.S. gal. (36 litres) 8-10 hrs. operation <sup>5</sup>
Speed <sup>6</sup>	On Land	22 mph (35 km per hour)	19 mph (30 km per hour)	20 mph (32 km per hour)				17 mph (27 km per hour)	
	On Water <sup>7</sup>	3 mph (5 km per hour)							
Shipping Weight		950 lb. (431 kg)	1,090 lb. (494 kg)	1,250 lb. (567 kg)		1,260 lb. (572 kg)	1,410 lb. (640 kg)	1,600 lb. (726 kg)	
Dimensions (L X W X H)	(inch)	95 x 58 x 45.8	119 x 58 x 46.5	119 x 60 x 46				114 x 65 x 49	
	(mm)	2,413 x 1,473 x 1,163	3,020 x 1,473 x 1,180	3,020 x 1,525 x 1,170				2,896 x 1,651 x 1,245	
Axle Bearing Extensions		Front - Standard							
		Rear - Standard	Rear - Optional	Rear - Standard					
Instrumentation		LCD Digital Gauge Cluster: Speedometer, Odometer, Voltmeter, Hour Meter, Tachometer, Low Oil Pressure and Parking Brake Reminder Lights (ARGO 8x8 FRONTIER EFI also features a Check Engine Light)		LCD Digital Gauge Cluster: Speedometer, Odometer, Voltmeter, Hour Meter, Tachometer, Engine Coolant Temperature, Low Oil Pressure and Parking Brake Reminder Lights (ARGO 8x8 750 HDi & 750 HDi SE also feature a Check Engine Light)				Analog Gauge Cluster (see Web site for details)	
Tires		ARGO AT189 24x10.00-8NHS		ARGO AT189 25x12.00-9 NHS					
Ground Pressure		1.7 psi (13.5 kPa) using tires 0.67 psi (4.6 kPa) using tracks							
Ground Clearance	Tires	9.5" (240 mm)	9" (230 mm)	9.5" (240 mm)				9" (230 mm)	
	Tracks	10.5" (265 mm)	10" (255 mm)	10.5" (265 mm)	11" (279 mm)			10" (255 mm)	
Operating Conditions		All weather, all terrain, -40°F to +104°F (-40°C to +40°C)							

**AVAILABLE ARGO COLORS** \*Colors in this brochure are reproduced with great care, but may vary slightly from actual ARGO vehicle colors. ARGO 8x8 XTI is only available in Tundra, Yellow, Red, Black and INFINITY Camo™.



Appearance and specifications subject to change without notice.



220 Bergey Court, New Hamburg  
ON, Canada N3A 2J5  
Toll Free: **1-877-274-6288**  
Tel: (519) 662-4000  
Fax: (519) 662-2421  
**www.ARGOxtv.com**



- Capacity includes occupants, cargo, outboard motor and fuel, and installed accessories. Max. outboard motor size 7.4 kW (9.9 hp).
- Total payload is 700 lb. (318 kg) with max. 140 lb. (64 kg) allocated to rear compartment.
- Towing capacity is approximate and depends on type of surface, load on vehicle as well as incline. Max Hitch Tongue Load (when equipped with hitch) 100 lb. (45 kg) for all models
- Subject to rear compartment load capacity limitations.
- Fuel consumption depends on load and operating conditions.
- All speeds are approximate and depend on conditions.
- Always wear approved Personal Floatation Device (PFD) when operating in water or on ice.
- ADMIRAL triple differential steering transmission with dedicated Hi and Low selector; Forward, Neutral, Reverse.
- Planetary differential transmission with High and Low range; Forward, Neutral, Reverse

Some vehicle applications shown are for demonstration purposes, originating from third parties and not available from ARGO. In all cases vehicle load limits have been considered. For safety, always wear approved helmets and eye protection. When operating in water, always wear approved Personal Floatation Devices. Always remain seated while in the ARGO. 678-062 • Printed in Canada 11/2015

**Safety!**  
...always in Season!

**tread lightly!**  
ON LAND AND WATER



Proud to be located in  
Canada's  
Technology  
Triangle

