












SINCE 1967

Track Systems

ARGO has developed track solutions to enhance vehicle performance in challenging terrain inaccessible to traditional UTV or Heavy Tracked Vehicles:

- Very Low Ground Pressure • Low Environmental Impact • Load Capacity up to 1,500 lbs
- Wide Selection for Deep Mud/Muskeg, Flooded Areas, Deep Snow/Ice

TRACK TYPE	Vehicle Model					Description	Performance	Tire Requirements	Ground Pressure @ full payload	
	6x6 Frontier 580/650 HD	8x8 Frontier 650	8x8 700 HD/750 EFI/750 HD	8x8 XTII/XTD	8x8 Centaur					
 13" (325 mm) Standard Tracks	615-43	815-42K	815-42K			General Purpose, impact resistant, light weight segmented thermoplastic rubber tracks with integrated track guides. Tracks fit without the need to install wheel spacers.	Designed for mud, flooded areas and snow offering low ground pressure.	24" (610 mm) ARGO tires	1.17 PSI	
 18" (435 mm) Super Tracks	625-43	825-42K	825-42K			General Purpose, impact resistant, light weight segmented thermoplastic rubber tracks with integrated track guides. Requires wheel extensions (included in kit).	Designed for mud, flooded areas and deep snow providing very low ground pressure.	24" (610 mm) ARGO tires	0.67 PSI	
 18" (435 mm) Rubber Tracks	625-50	825-50-1	825-50-1	958-88	958-88	Medium Duty Extreme Terrain solid rubber hinged tracks with plastic guides. Requires wheel extensions (included in kit).	Designed for a medium duty cycle in mud, flooded areas and deep snow providing very low ground pressure.	Excellent traction on all soft, hard and packed surfaces. Smooth, quiet operation with low rolling resistance.	25" (635 mm) ARGO or HEAT tires 24" (610 mm) option for Frontier, 700 EFI and 750 HD models	0.67 - 1.27 PSI
 15" (381 mm) Quad Rubber Tracks				849-150	849-150	Medium Duty Extreme Terrain solid continuous rubber tracks, with 4 segments and steel guides.	Designed for a medium duty cycle in mud, flooded areas and snow providing increased maneuverability.		24" (610 mm) Turf tires	1.9 - 2.2 PSI
 18" (435 mm) HD Rubber Tracks				958-88HD	958-88HD	Heavy Duty Extreme Terrain solid rubber hinged tracks, with HD steel guides, HD hinges and reinforced steel rims.	Designed for a heavy duty cycle in mud, flooded areas, deep snow and very rough terrain providing very low ground pressure.		24" (610 mm) 8 ply Turf tires	1.06 - 1.27 PSI
 18" (435 mm) HD Quad Rubber Tracks				958-88-4HD	958-88-4HD	Heavy Duty Extreme Terrain solid rubber hinged tracks, with 4 segments, HD steel guides, HD hinges and reinforced steel rims.	Designed for a heavy duty cycle in mud, flooded areas, snow and very rough terrain providing increased maneuverability.	24" (610 mm) 8 ply Turf tires	1.59 - 1.9 PSI	
 22" (559 mm) Snow Tracks					849-160	Ladder style, belted snow tracks with steel grouser.	Optimal performance in very deep snow for maximum snow penetration providing extremely low ground pressure.	24" (610 mm) Turf tires	1.0 PSI	
 Super Track Ice Cleats	625-20	825-20	825-20	825-20	825-20	Hardened steel cleats with mounting hardware.	Increases traction on ice and hard-packed snow.	N/A	N/A	
 Rubber Track Ice Cleats		825-21	825-21	825-21	825-21					

EXTREME TERRAIN VEHICLE SOLUTIONS