



***GO ANYWHERE***



***2020***









## ***GEAR UP AND GO.***

The world's most innovative amphibious Xtreme Terrain Vehicles (XTVs) and powerful off-road ATVs are ready to go anywhere. Spend less time hibernating indoors and more time in the great outdoors with family, friends or man's best friend. Load up everything you've got – overnight camping gear, decoys, kennels, chainsaws or your prized lifelong buddies. Whatever you want. There's plenty of room. Put that smartphone down and gear up.



## ***AMPHIBIOUS TO GO WHERE OTHERS CAN'T.***

When you ride an amphibious ARGO XTV, you'll quickly understand that this vehicle is like no other. Go through and over extreme terrains or murky swamps. Reach the places you thought were completely unattainable. Push your personal limits. You're the captain of this ship, so ride it hard, because every XTV will respond with all of its might.








## **THE HEART AND SOUL OF EVERY ARGO.**

What makes an ARGO an ARGO? The world's enduring amphibious Xtreme Terrain Vehicle (XTV) gives you a rare combination of reliable horsepower, advanced technology and high-quality comfort. You can't find anything on earth that equally compares with an ARGO. Nobody builds this type of extreme vehicle because we have over a 50-year head start with proprietary technology that pushes the boundaries to go where others can't.

### **BIG AND SMALL BLOCK ENGINES**

High-performance 4-cycle, twin cylinder, OHV, low-vibration engines with a quiet muffler deliver clean, dependable power for your ARGO.

- 600 Series 18HP V-Twin Fan Cooled
- 650 Series 23HP V-Twin Fan Cooled
- 700 Series 23HP V-Twin EFI Fan Cooled
- 800 Series 30HP V-Twin EFI Liquid Cooled
- 850 Series 33HP V-Twin EFI Fan Cooled
- 950 Series 40HP V-Twin EFI Fan Cooled



### **800 SERIES ENGINE**

Specifically designed for commercial application. This liquid cooled engine provides the perfect balance of horsepower and torque for the Conquest series.



### **600, 650 AND 700 SERIES ENGINES**

The Small Block V-Twin engines are design-engineered to handle the most demanding terrain. Energetic and quick-starting, these powerhouse engines feature a number of advanced technologies and integrated components, while also being lighter and compact.



### **850 AND 950 SERIES ENGINES**

Legendary. Respected. Proven. These dependable 4-stroke Big Block™ V-Twin engines are built to never let you down. Our highest horsepower series, these engines also deliver the highest torque ever available in an ARGO XTV.



**CONQUEST SERIES****ADMIRAL**

The Admiral transmission uses some very complex gearing, including dual differentials on the output shafts. So when steering, the braking force is not applied to the output shafts but to a steering differential, which translates to a vastly different driving experience.

While steering in high gear, the output shafts rotate at a 3:1 ratio, yielding smoother, gentler steering events. While there is no ability for zero turn in high range, select low range and it operates similarly to a traditional skid steer vehicle offering a zero-radius turn.

**AURORA SERIES****ADMIRAL with APS**

The Admiral with ARGO Progressive Steering (APS) is an innovation in the area of braking force application to the transmission steering differential. By adding a spring element between the handlebars and the brake system we have achieved a progressive dual-rate steering system.

This development combined with the Admiral transmission is a technological milestone giving the ultimate driver experience. Steering events are now effortless and confidence-inspiring, offering the smoothest turning available in an ARGO XTV vehicle. Now an ARGO is as fun and comfortable to drive as any UTV.

**FRONTIER SERIES****CLASSIC with APS**

The Classic transmission is our least complex design and operates like a mechanical skid steer, which gives it incredible maneuverability. In order to provide vehicle steering, braking force is applied directly to the output of the appropriate side of the transmission based on the operator steering input. In both high and low range, the Classic transmission provides zero-radius turns to get you in and around extreme terrain.

New for 2020, we've added the ARGO Progressive Steering (APS) to the Frontier with the Classic transmission to achieve a smooth and comfortable drive experience.

GEARED BY  
**ODG**

ARGO engineers took advantage of the research and development available from parent company Ontario Drive & Gear and came up with a revolutionary transmission for the ARGO XTV. At the heart of every ARGO XTV is a proprietary mechanical transmission that transfers engine power to the wheels on each side of the machine. The latest generation of transmissions are available in Classic or Admiral with your choice of High Torque (HT) or Standard Torque (ST) gear ratios.

**High Torque (HT)** is the ideal option when the majority of ARGO use requires a real workhorse. The right choice for extreme terrain, frequently moving heavy loads, high track use, prolonged operation at high altitude, or continuous slow-speed operation. The HT transmission is capable of reaching speeds of up to 19 mph (30km/h).

**Standard Torque (ST)** is the ideal option to provide a balance between speed and torque. Suitable for all types of terrain, frequently moving moderate loads, moderate track use, or occasional high-altitude use. The ST transmission is capable of reaching speeds of up to 24 mph (39km/h).



## **ARGO PROGRESSIVE STEERING (APS)**

APS is an innovation in the area of braking force application to the transmission steering differential.

The brakes are an integral part of steering an ARGO. To remove the traditional skid steering jerkiness, we added a spring element between the handlebars and the brake system to achieve a progressive dual-rate steering system. The result is ARGO Progressive Steering (APS).


APS combined with the Admiral and Classic transmissions is a technological milestone for ARGO. This gives the ultimate driver experience. Steering events are now effortless and APS provides confidence-inspiring handling for all riders. This offers improved controllability and the smoothest turning available in an ARGO XTV. It's in a class of its own.

### **SKID STEERING JERKINESS – GOING, GOING, GONE WITH APS.**

It makes it as fun and comfortable to drive as any UTV.




By adding a spring element between the handlebars and the brake system we achieved a progressive dual-rate steering system.



Steering events are now effortless with an increase of 4x wider range of steering motion, offering the smoothest turning available in an ARGO XTV.





— ARGO  
PROGRESSIVE STEERING

- - - TRADITIONAL  
SKID STEERING



## **GO OVER ANY TERRAIN IN COMFORT.**

Newcomers can't believe there isn't a traditional suspension system on our XTVs. Riding an ARGO is smooth and comfortable due to six or eight one-of-a-kind tires and rims. These tires can absorb all the shock of extreme terrains with ease.



### **AIRLOCK™ RIMS**

New and stylish. Introducing aluminum and steel AirLock™ rims. These new ground warriors allow operators to adjust tire pressure to the terrain. The AirLock™ feature keeps the tire firmly fixed to the rim in rugged terrain while providing a 30% smoother ride.



### **LOW PRESSURE TIRES**

ARGO tires are custom engineered to provide propulsion for the vehicle when used amphibiously or to provide superior traction when off-roading in challenging terrain.





### ***RUBBER TRACKS***

ARGO heavy-duty rubber tracks provide optimum floatation over snow or swamp with minimal ground pressure. Exceptional traction, lightweight and low-rolling resistance. Easily installs around the tires.



### ***AMPHIBIOUS BODY***

The one-piece lower body is the signature ARGO design feature. Its smooth, durable underbody floats over potential snags, stumps and outcrops as well as swamps and water.



### ***REDUCED UNDERHOOD TEMPERATURE***

To ensure comfort for the operator and passengers, heat reflective and absorptive material is integrated into the firewall. A composite exhaust shroud goes one step further and effectively redirects heat while producing a subtle yet pleasing exhaust note from the new exhaust.



***PREMIUM PERFORMANCE.***



Top of the line. Top notch. Top of its class. No matter how you describe the Aurora, it tops this year's ARGO lineup. The Aurora is the premium platform for ARGO with its long list of superior technology and must-have features, including impressive EFI horsepower, Admiral transmission with ARGO Progressive Steering (APS), 25" tires with 9" AirLock™ rims, sleek automotive-quality gauges and dual headlights. If you want the ultimate in high performance, the Aurora Series will be your top choice.



### AURORA KEY FEATURES

- 33HP or 40HP EFI Engine
- Admiral Transmission with APS
- 25" XT117 Tires
- 9" AirLock™ Steel or Aluminum Rims
- Rear Bench or Side Seats
- Heat Reflective Firewall
- Front and Rear Flat Floor with Rubber Mats
- Dual Hi/Low Projector Beam Headlights
- Premium Gauge
- Premium HDPE Body Plastics



Premium Gauge



High-Output Cooling Fan Standard on 950



Cargo Liner (STD on select models)



***THE MUD MONSTER.***

# ***BIGFOOT***



Mud lovers, let's get after it! The 2020 Aurora Bigfoot MX8 has stepped up its mud game this year with new 25" XT119 ARGO-only mud tires. All-new innovative chevron treads maximize your power in whatever mud pit or waterway you decide to drive in. These mud magnets will rip through the thickest and stinkiest weekend outdoor retreats. Plus, with ARGO Progressive Steering (APS) you'll have a smoother ride than ever before.



**BIGFOOT KEY FEATURES**

- 40HP EFI Engine
- Admiral Transmission with APS
- New 25" XT119 Mud Tires
- 9" AirLock™ Aluminum Rims
- Rear Bench Seat
- Heat Reflective Firewall
- Front and Rear Flat Floor with Rubber Mats
- Dual Hi/Low Projector Beam Headlights
- Premium Gauge
- Premium HDPE Body Plastics



In-dash Shifting



Standard Brushguard and Winch



New XT119 Mud Tires



*THE ALL-NEW VALUE LEADER.*

# FRONTIER



The all-new Frontier Series is here. ARGO's value leader amphibious six- and eight-wheelers now come standard with left-side steering and a cockpit that gives you 20% more room. The bold look and quality features of the Frontier reflect its Aurora lineage, resulting in a perfect blend of style and function. With ARGO Progressive Steering (APS) working in sync with the Classic transmission, steering inputs now produce smooth, confidence-inspiring handling. The new Frontier is ready for any extreme adventure. Are you?





**FRONTIER KEY FEATURES**


- 18HP, 23HP or 23HP EFI Engine
- Classic Transmission with APS
- 24" AT115 Tires
- 8" Steel Rims
- Rear Side Seats
- Front Flat Floor
- Single Low Projector Beam Headlights
- Deluxe Gauge
- HDPE Body Plastics



Deluxe Gauge



HDPE Body Plastics



Flat Front Floor Shown with Accessory Mat



**CUSTOMIZE YOUR ARGO FOR WHERE  
AND HOW YOU RIDE.**

CONVERTIBLE TOP

8

7

RUBBER TRACK

See pages 30 & 31 for more details or visit  
[ARGOxtv.com](http://ARGOxtv.com) to view our full lineup of  
genuine accessories for every ARGO.







## ***ROLL OVER PROTECTION STRUCTURE (ROPS)***

New for 2020 is the Roll Over Protection Structure (ROPS) for the Aurora. Complete with seat belts and certified to ISO 5700 and SAE J2194.







***BIG, BRAVE AND BOLD.***

# CONQUEST



Calling all hunters. The Conquest 800 Outfitter is your personal mule for all of your gear. Yes, this bad boy was designed to meet the needs of all those who live for hunting-camp operators, lodge owners, big game guides and fall outdoor enthusiasts. The dependable 30HP Twin Cylinder EFI Liquid Cooled Engine delivers sure starts in all climate conditions, including high altitudes. There's plenty of power to bring the entire crew, guns and gear to places the prey are praying you don't find them.



**CONQUEST KEY FEATURES**

- 30HP EFI Engine
- Admiral High Torque Transmission
- 25" XT117 Tires
- 9" AirLock™ Steel Rims
- Rear Side Seats
- Front Flat Floor
- Auto Chain Lubrication
- Dual Headlights
- Deluxe Gauge Cluster
- Brushguard with 4500 lb Winch
- Front Rack
- Premium HDPE Body Plastics



Seating for Six Passengers on Land



Front Cargo Rack



Large Hauling Capacity



**MAXIMUM UTILITY POWER.**

# CONQUEST




Off to work they go, and go, and go. There isn't a day the 2020 Conquest Utility XTVs take off. Full of raw power, capacity and dependability make these blue-collar professionals stand up against hard use for traversing the most challenging terrains. Feel free to pack in heavy-duty equipment to tackle the biggest jobs because the multipurpose Admiral transmission provides an ideal combination of smooth steering and all-wheel constant traction. Maximize your work day with the number one XTV in the business.




**CONQUEST PRO KEY FEATURES**

- 30HP EFI Engine
- Admiral High Torque Transmission
- 25" XT117 Tires
- 9" AirLock™ Steel Rims
- Auto Chain Lubrication
- Front Flat Floor
- Single Headlights
- Deluxe Gauge Cluster
- Brushguard with 4500 lb Winch
- Premium HDPE Body Plastics



Clear View Top



4500 lb Winch



Roll Over Protection Structure (ROPS)



***MORE FEATURES COME STANDARD.***

# ***XPLORER***



Why buy an ARGO ATV versus all the other brands? Simple – you get more for your money. Besides class-leading horsepower, incredible torque and electric power steering, the 2020 Xplorer Series is well-equipped with standard features not found on other ATVs. High-quality functional features include improved suspension, Innova tires, steel racks, a multifunction digital gauge, front differential lock and an anti-vibration 2" receiver hitch. ARGO ATVs are available in 1-up riding with the XR series and 2-up riding with the XRT series.




**XPLORER KEY FEATURES**

- 503cc Single or 1000cc Twin Cylinder Engine
- Double A-Arm Front and Rear Suspension
- Steel Front and Rear Racks
- Premium Gauge
- Dual Hi/Low Projector Beam Headlights

LE Models Add:


- Electronic Power Steering
- 26" Tires on Aluminum Rims
- Brushguard with 3000 lb Winch
- Eyebrow Lights



Improved Suspension



Eyebrow Lights on LE Models



Steel Front and Rear Racks







***RIDE WHERE WIFI CAN'T FIND YOU.***

A night under the bright stars beats any five-star indoor accommodation. Free yourself from a landslide of emails and the hustle of everyday life. At ARGO, we encourage you to enjoy the true freedom of the outdoors. Temporarily disappear with friends and family to connect through laughter, endless trails and s'mores by the fire underneath the Big Dipper. This is an invitation to ride an ARGO ATV and experience something you'll never forget. Look! A shooting star!



## ARGO XTV ACCESSORIES

**Windshields** – Scratch-resistant acrylic means your windshield can take a beating out in the wild. Fold-over hinge for storage and a mounting location for optional windshield wiper accessory make installation quick and easy.

**Tops** – Make sure you keep yourself covered from sun, rain or snow with our hardtops or convertible tops. These tops provide additional safety and coverage for your cargo from whatever Mother Nature throws at you.



**Tracks** – From extreme duty to general purpose, ARGO heavy-duty rubber and medium-duty plastic tracks are designed to give your ARGO more traction for the most challenging terrain. Durable construction ensures a smooth ride.

**Trailers** – Gear up an ARGO amphibious trailer with all of your power tools, equipment and outdoor gear. You'll have plenty of room to haul your precious cargo no matter the destination or terrain. Available in four- or eight-wheel models.



*Visit [ARGOxtv.com](http://ARGOxtv.com) to view our full lineup of genuine accessories for every ARGO.*





**Outboard Motor Mount** – Add a little more speed on the water by attaching an outboard motor to your ARGO. A genuine high-quality mounting bracket makes outboard installation quick and easy.

**ROPS** – For unpredictable and extreme terrain, add additional protection for the ARGO Aurora and Conquest models. Roll Over Protective Structure (ROPS) gives you full vehicle rollover protection.



**Steel Rack** – Organize all of your hunting and outdoor gear with our steel rack. Gain additional stowage for packs and equipment for long hunting trips or weekend excursions.

**Blades** – Maximize the utilization of your ARGO for snow or dirt. This high-quality 80" wide steel blade features multi-angle positions. Requires the power winch for raise and lower operation.

*Visit [ARGOxtv.com](http://ARGOxtv.com) to view our full lineup of genuine accessories for every ARGO.*






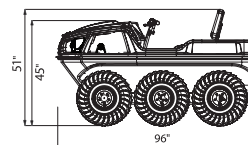
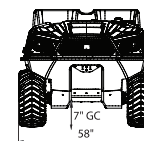
### FRONTIER 600 6X6

ENGINE	18HP V-TWIN F/C
ALTERNATOR OUTPUT	20 AMPS
TRANSMISSION	CLASSIC w/APS
TIRES	24x10-8 AT115
RIMS	STEEL OFFSET



BRUSHGUARD	OPTIONAL
WINCH	OPTIONAL
FRONT RACK	OPTIONAL
REAR RACK	OPTIONAL
HEADLIGHTS	SINGLE - LOW PROJECTOR BEAM

TAIL LIGHTS	OPTIONAL
UPPER BODY PLASTIC	HDPE
SEATS - FRONT/REAR	BENCH/SIDE
LOAD CAPACITY - LAND	595 LBS
TOWING CAPACITY	1,200 LBS




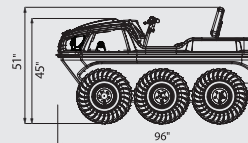
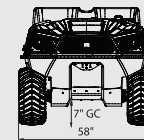
### FRONTIER 700 6X6

ENGINE	23HP V-TWIN EFI F/C
ALTERNATOR OUTPUT	20 AMPS
TRANSMISSION	CLASSIC w/APS
TIRES	24x10-8 AT115
RIMS	STEEL OFFSET



BRUSHGUARD	OPTIONAL
WINCH	OPTIONAL
FRONT RACK	OPTIONAL
REAR RACK	OPTIONAL
HEADLIGHTS	SINGLE - LOW PROJECTOR BEAM

TAIL LIGHTS	OPTIONAL
UPPER BODY PLASTIC	HDPE
SEATS - FRONT/REAR	BENCH/SIDE
LOAD CAPACITY - LAND	570 LBS
TOWING CAPACITY	1,200 LBS




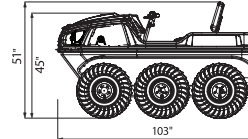
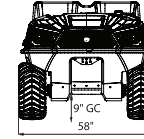
### FRONTIER 700 SCOUT 6X6

ENGINE	23HP V-TWIN EFI F/C
ALTERNATOR OUTPUT	20 AMPS
TRANSMISSION	CLASSIC w/APS
TIRES	24x10-8 AT115
RIMS	STEEL OFFSET



BRUSHGUARD	STANDARD
WINCH	STANDARD
FRONT RACK	STANDARD
REAR RACK	STANDARD
HEADLIGHTS	SINGLE - LOW PROJECTOR BEAM

TAIL LIGHTS	OPTIONAL
UPPER BODY PLASTIC	HDPE
SEATS - FRONT/REAR	BENCH/SIDE
LOAD CAPACITY - LAND	490 LBS
TOWING CAPACITY	1,200 LBS



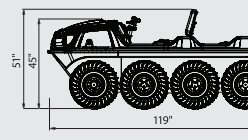
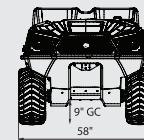
### FRONTIER 650 8X8

ENGINE	23HP V-TWIN EFI F/C
ALTERNATOR OUTPUT	20 AMPS
TRANSMISSION	CLASSIC w/APS
TIRES	24x10-8 AT115
RIMS	STEEL OFFSET



BRUSHGUARD	OPTIONAL
WINCH	OPTIONAL
FRONT RACK	OPTIONAL
REAR CARGO LINER	OPTIONAL
HEADLIGHTS	SINGLE - LOW PROJECTOR BEAM

TAIL LIGHTS	OPTIONAL
UPPER BODY PLASTIC	HDPE
SEATS - FRONT/REAR	BENCH/SIDE
LOAD CAPACITY - LAND	855 LBS
TOWING CAPACITY	1,200 LBS




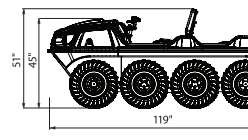
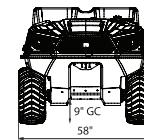
### FRONTIER 700 8X8

ENGINE	23HP V-TWIN EFI F/C
ALTERNATOR OUTPUT	20 AMPS
TRANSMISSION	CLASSIC w/APS
TIRES	24x10-8 AT115
RIMS	STEEL OFFSET



BRUSHGUARD	OPTIONAL
WINCH	OPTIONAL
FRONT RACK	OPTIONAL
REAR CARGO LINER	OPTIONAL
HEADLIGHTS	SINGLE - LOW PROJECTOR BEAM

TAIL LIGHTS	OPTIONAL
UPPER BODY PLASTIC	HDPE
SEATS - FRONT/REAR	BENCH/SIDE
LOAD CAPACITY - LAND	840 LBS
TOWING CAPACITY	1,200 LBS



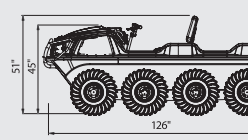
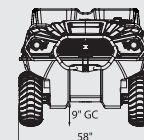
### FRONTIER 700 SCOUT 8X8

ENGINE	23HP V-TWIN EFI F/C
ALTERNATOR OUTPUT	20 AMPS
TRANSMISSION	CLASSIC w/APS
TIRES	24x10-8 AT115
RIMS	STEEL OFFSET



BRUSHGUARD	STANDARD
WINCH	STANDARD
FRONT RACK	STANDARD
REAR CARGO LINER	STANDARD
HEADLIGHTS	SINGLE - LOW PROJECTOR BEAM

TAIL LIGHTS	OPTIONAL
UPPER BODY PLASTIC	HDPE
SEATS - FRONT/REAR	BENCH/SIDE
LOAD CAPACITY - LAND	780 LBS
TOWING CAPACITY	1,200 LBS








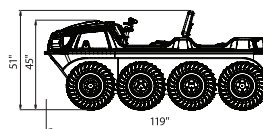
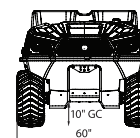
### AURORA 850 SX 8X8

ENGINE	33HP V-TWIN EFI F/C
ALTERNATOR OUTPUT	50 AMPS
TRANSMISSION	ADMIRAL w/APS
TIRES	25x12-9 XT117
RIMS	STEEL OFFSET AIRLOCK™



BRUSHGUARD	OPTIONAL
WINCH	OPTIONAL
FRONT RACK	OPTIONAL
REAR CARGO LINER	OPTIONAL
HEADLIGHTS	DUAL - HI/LOW PROJECTOR BEAM

TAIL LIGHTS	STANDARD
UPPER BODY PLASTIC	PREMIUM HDPE
SEATS - FRONT/REAR	BENCH/SIDE
LOAD CAPACITY	1,100 LBS
TOWING CAPACITY	1,800 LBS




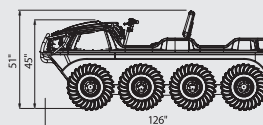
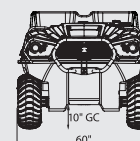
### AURORA 850 SX HUNTMASTER 8X8

ENGINE	33HP V-TWIN EFI F/C
ALTERNATOR OUTPUT	50 AMPS
TRANSMISSION	ADMIRAL w/APS
TIRES	25x12-9 XT117
RIMS	STEEL OFFSET AIRLOCK™



BRUSHGUARD	STANDARD
WINCH	STANDARD
FRONT RACK	STANDARD
REAR CARGO LINER	STANDARD
HEADLIGHTS	DUAL - HI/LOW PROJECTOR BEAM

TAIL LIGHTS	STANDARD
UPPER BODY PLASTIC	PREMIUM HDPE
SEATS - FRONT/REAR	BENCH/SIDE
LOAD CAPACITY - LAND	1,000 LBS
TOWING CAPACITY	1,800 LBS



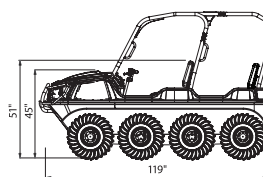
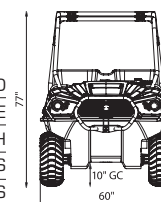
### AURORA 850 SX-R 8X8

ENGINE	33HP V-TWIN EFI F/C
ALTERNATOR OUTPUT	50 AMPS
TRANSMISSION	ADMIRAL w/APS
TIRES	25x12-9 XT117
RIMS	STEEL OFFSET AIRLOCK™



BRUSHGUARD	OPTIONAL
WINCH	OPTIONAL
FRONT RACK	OPTIONAL
REAR CARGO LINER	OPTIONAL
HEADLIGHTS	DUAL - HI/LOW PROJECTOR BEAM

TAIL LIGHTS	STANDARD
UPPER BODY PLASTIC	PREMIUM HDPE
SEATS - FRONT/REAR	BENCH/BENCH
LOAD CAPACITY - LAND	870 LBS
TOWING CAPACITY	1,800 LBS



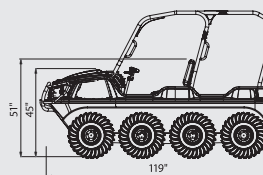
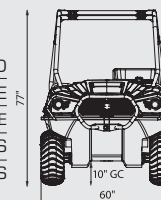
### AURORA 850 RESPONDER-R 8X8

ENGINE	33HP V-TWIN EFI F/C
ALTERNATOR OUTPUT	50 AMPS
TRANSMISSION	ADMIRAL w/APS
TIRES	25x12-9 XT117
RIMS	STEEL OFFSET AIRLOCK™



BRUSHGUARD	OPTIONAL
WINCH	OPTIONAL
FRONT RACK	OPTIONAL
STRETCHER MOUNT	STANDARD
HEADLIGHTS	DUAL - HI/LOW PROJECTOR BEAM

TAIL LIGHTS	STANDARD
UPPER BODY PLASTIC	PREMIUM HDPE
SEATS - FRONT/REAR	SINGLE/SINGLE
LOAD CAPACITY - LAND	785 LBS
TOWING CAPACITY	1,800 LBS



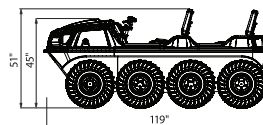
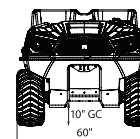
### AURORA 850 LIMITED 8X8

ENGINE	33HP V-TWIN EFI F/C
ALTERNATOR OUTPUT	50 AMPS
TRANSMISSION	ADMIRAL w/APS
TIRES	25x12-9 XT117
RIMS	ALUMINUM OFFSET AIRLOCK™



BRUSHGUARD	OPTIONAL
WINCH	OPTIONAL
FRONT RACK	OPTIONAL
REAR CARGO LINER	OPTIONAL
HEADLIGHTS	DUAL - HI/LOW PROJECTOR BEAM

TAIL LIGHTS	STANDARD
UPPER BODY PLASTIC	PREMIUM HDPE
SEATS - FRONT/REAR	BENCH/BENCH
LOAD CAPACITY - LAND	1,100 LBS
TOWING CAPACITY	1,800 LBS



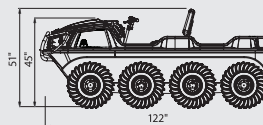
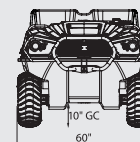
### AURORA 950 SX 8X8

ENGINE	40HP V-TWIN EFI F/C
ALTERNATOR OUTPUT	50 AMPS
TRANSMISSION	ADMIRAL w/APS
TIRES	25x12-9 XT117
RIMS	STEEL OFFSET AIRLOCK™



BRUSHGUARD	STANDARD
WINCH	STANDARD
FRONT RACK	OPTIONAL
REAR CARGO LINER	OPTIONAL
HEADLIGHTS	DUAL - HI/LOW PROJECTOR BEAM

TAIL LIGHTS	STANDARD
UPPER BODY PLASTIC	PREMIUM HDPE
SEATS - FRONT/REAR	BENCH/SIDE
LOAD CAPACITY - LAND	1,090 LBS
TOWING CAPACITY	1,800 LBS







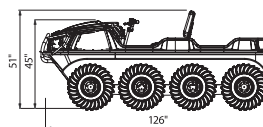
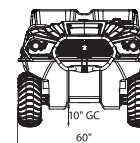
### AURORA 950 SX HUNTMASTER 8X8



ENGINE	40HP V-TWIN EFI F/C
ALTERNATOR OUTPUT	50 AMPS
TRANSMISSION	ADMIRAL w/APS
TIRES	25x12-9 XT117
RIMS	STEEL OFFSET AIRLOCK™

BRUSHGUARD	STANDARD
WINCH	STANDARD
FRONT RACK	STANDARD
REAR CARGO LINER	STANDARD
HEADLIGHTS	DUAL - HI/LOW PROJECTOR BEAM

TAIL LIGHTS	STANDARD
UPPER BODY PLASTIC	PREMIUM HDPE
SEATS - FRONT/REAR	BENCH/SIDE
LOAD CAPACITY - LAND	990 LBS
TOWING CAPACITY	1,800 LBS



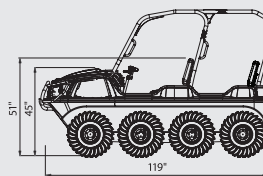
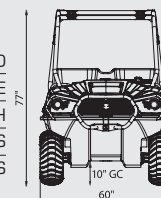
### AURORA 950 SX-R 8X8



ENGINE	40HP V-TWIN EFI F/C
ALTERNATOR OUTPUT	50 AMPS
TRANSMISSION	ADMIRAL w/APS
TIRES	25x12-9 XT117
RIMS	STEEL OFFSET AIRLOCK™

BRUSHGUARD	OPTIONAL
WINCH	OPTIONAL
FRONT RACK	OPTIONAL
REAR CARGO LINER	OPTIONAL
HEADLIGHTS	DUAL - HI/LOW PROJECTOR BEAM

TAIL LIGHTS	STANDARD
UPPER BODY PLASTIC	PREMIUM HDPE
SEATS - FRONT/REAR	BENCH/BENCH
LOAD CAPACITY - LAND	850 LBS
TOWING CAPACITY	1,800 LBS



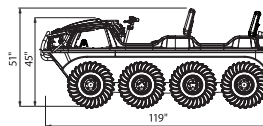
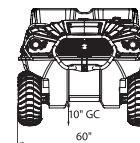
### AURORA 950 BIGFOOT MX8



ENGINE	40HP V-TWIN EFI F/C
ALTERNATOR OUTPUT	50 AMPS
TRANSMISSION	ADMIRAL w/APS
TIRES	25x12-9 XT119
RIMS	ALUMINUM OFFSET AIRLOCK™

BRUSHGUARD	STANDARD
WINCH	STANDARD
FRONT RACK	OPTIONAL
REAR CARGO LINER	OPTIONAL
HEADLIGHTS	DUAL - HI/LOW PROJECTOR BEAM

TAIL LIGHTS	STANDARD
UPPER BODY PLASTIC	PREMIUM HDPE
SEATS - FRONT/REAR	BENCH/BENCH
LOAD CAPACITY - LAND	1,025 LBS
TOWING CAPACITY	1,800 LBS




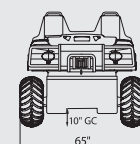
### CONQUEST 800 OUTFITTER 8X8



ENGINE	30HP V-TWIN EFI L/C
ALTERNATOR OUTPUT	60 AMPS
TRANSMISSION	ADMIRAL
TIRES	25x12-9 XT117
RIMS	STEEL OFFSET AIRLOCK™

BRUSHGUARD	STANDARD
WINCH	STANDARD
FRONT RACK	STANDARD
POWER TILT BOX	N/A
ROPS	N/A

HEADLIGHTS	DUAL - LOW BEAM
UPPER BODY PLASTIC	PREMIUM HDPE
SEATS - FRONT/REAR	BENCH/SIDE
LOAD CAPACITY - LAND	1,420 LBS
TOWING CAPACITY	2,000 LBS



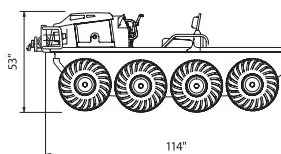
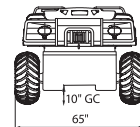
### CONQUEST PRO 800 XT 8X8



ENGINE	30HP V-TWIN EFI L/C
ALTERNATOR OUTPUT	60 AMPS
TRANSMISSION	ADMIRAL
TIRES	25x12-9 XT117
RIMS	STEEL OFFSET AIRLOCK™

BRUSHGUARD	OPTIONAL
WINCH	OPTIONAL
FRONT RACK	OPTIONAL
POWER TILT BOX	OPTIONAL
ROPS	OPTIONAL

HEADLIGHTS	SINGLE - LOW BEAM
UPPER BODY PLASTIC	PREMIUM HDPE
SEATS - FRONT/REAR	BENCH/NONE
LOAD CAPACITY - LAND	1,500 LBS
TOWING CAPACITY	2,000 LBS



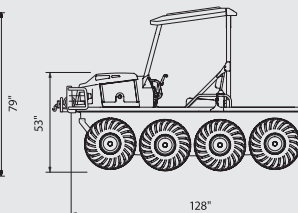
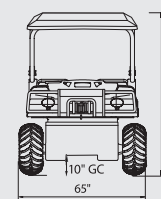
### CONQUEST PRO 800 XT-L 8X8



ENGINE	30HP V-TWIN EFI L/C
ALTERNATOR OUTPUT	60 AMPS
TRANSMISSION	ADMIRAL
TIRES	25x12-9 XT117
RIMS	STEEL OFFSET AIRLOCK™

BRUSHGUARD	STANDARD
WINCH	STANDARD
FRONT RACK	OPTIONAL
POWER TILT BOX	OPTIONAL
ROPS	STANDARD

HEADLIGHTS	SINGLE - LOW BEAM
UPPER BODY PLASTIC	PREMIUM HDPE
SEATS - FRONT/REAR	BENCH/NONE
LOAD CAPACITY - LAND	1,170 LBS
TOWING CAPACITY	2,000 LBS







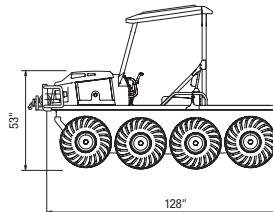
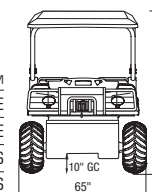
### CONQUEST PRO 800 XT-X 8X8

ENGINE	30HP V-TWIN EFI L/C
ALTERNATOR OUTPUT	60 AMPS
TRANSMISSION	ADMIRAL
TIRES	25x12-9 XT117
RIMS	STEEL OFFSET AIRLOCK™



BRUSHGUARD	STANDARD
WINCH	STANDARD
FRONT RACK	OPTIONAL
POWER TILT BOX	STANDARD
ROPS	STANDARD

HEADLIGHTS	SINGLE - LOW BEAM
UPPER BODY PLASTIC	PREMIUM HDPE
SEATS - FRONT/REAR	BENCH/NONE
LOAD CAPACITY - LAND	1,190 LBS
TOWING CAPACITY	2,000 LBS

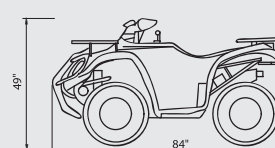
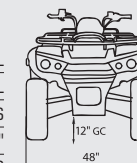


### XPLORER XR 500 4X4

ENGINE	500cc SINGLE EFI L/C
TRANSMISSION	CVT AUTOMATIC
FRONT DIFFERENTIAL LOCK	STANDARD
REAR DIFFERENTIAL LOCK	N/A
ELECTRONIC POWER STEERING	N/A

FRONT TIRES	AT 25x8-12
REAR TIRES	AT 25x10-12
RIMS	STEEL
FRONT SUSPENSION TRAVEL	8.7"
REAR SUSPENSION TRAVEL	9.4"

WINCH	OPTIONAL
BRUSHGUARD	OPTIONAL
RACK - FRONT/REAR	99 LBS/165 LBS
REAR HITCH RECEIVER	2"
CAPACITY	ONE RIDER

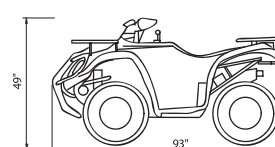
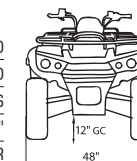


### XPLORER XR 500 LE 4X4

ENGINE	500cc SINGLE EFI L/C
TRANSMISSION	CVT AUTOMATIC
FRONT DIFFERENTIAL LOCK	STANDARD
REAR DIFFERENTIAL LOCK	N/A
ELECTRONIC POWER STEERING	STANDARD

FRONT TIRES	AT 26x8-14
REAR TIRES	AT 26x10-14
RIMS	ALUMINUM
FRONT SUSPENSION TRAVEL	8.7"
REAR SUSPENSION TRAVEL	9.4"

WINCH	STANDARD
BRUSHGUARD	STANDARD
RACK - FRONT/REAR	99 LBS/165 LBS
REAR HITCH RECEIVER	2"
CAPACITY	ONE RIDER

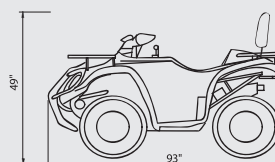
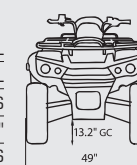


### XPLORER XRT 500 4X4

ENGINE	500cc SINGLE EFI L/C
TRANSMISSION	CVT AUTOMATIC
FRONT DIFFERENTIAL LOCK	STANDARD
REAR DIFFERENTIAL LOCK	N/A
ELECTRONIC POWER STEERING	N/A

FRONT TIRES	AT 25x8-12
REAR TIRES	AT 25x10-12
RIMS	STEEL
FRONT SUSPENSION TRAVEL	9.1"
REAR SUSPENSION TRAVEL	10.4"

WINCH	OPTIONAL
BRUSHGUARD	OPTIONAL
RACK - FRONT/REAR	99 LBS/165 LBS
REAR HITCH RECEIVER	2"
CAPACITY	TWO RIDERS

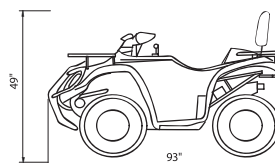
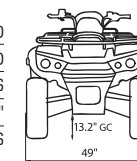


### XPLORER XRT 500 LE 4X4

ENGINE	500cc SINGLE EFI L/C
TRANSMISSION	CVT AUTOMATIC
FRONT DIFFERENTIAL LOCK	STANDARD
REAR DIFFERENTIAL LOCK	N/A
ELECTRONIC POWER STEERING	STANDARD

FRONT TIRES	AT 26x8-14
REAR TIRES	AT 26x10-14
RIMS	ALUMINUM
FRONT SUSPENSION TRAVEL	9.1"
REAR SUSPENSION TRAVEL	10.4"

WINCH	STANDARD
BRUSHGUARD	STANDARD
RACK - FRONT/REAR	99 LBS/165 LBS
REAR HITCH RECEIVER	2"
CAPACITY	TWO RIDERS

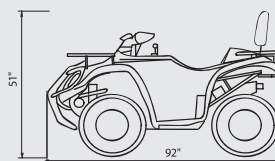
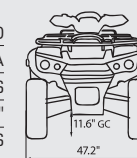


### XPLORER XRT 1000 LE 4X4

ENGINE	997cc TWIN EFI L/C
TRANSMISSION	CVT AUTOMATIC
FRONT DIFFERENTIAL LOCK	STANDARD
REAR DIFFERENTIAL LOCK	STANDARD
ELECTRONIC POWER STEERING	STANDARD

FRONT TIRES	AT 26x8-14
REAR TIRES	AT 26x10-14
RIMS	ALUMINUM
FRONT SUSPENSION TRAVEL	8.7"
REAR SUSPENSION TRAVEL	9.3"

WINCH	STANDARD
BRUSHGUARD	N/A
RACK - FRONT/REAR	99 LBS/165 LBS
REAR HITCH RECEIVER	2"
CAPACITY	TWO RIDERS







**GO**  
ANYWHERE

ARGOxtv.COM

*Some vehicle applications shown are for demonstration purposes, originating from third parties and not available from ARGO. In all cases vehicle load limits have been considered. Always remain seated while in the ARGO. ATVs and XTVs can be hazardous to operate. Improper use can cause severe injury or death. Riders must wear an approved helmet, eye protection, protective clothing and when operating in water always wear a personal flotation device. Use handholds and stay completely inside the vehicle. Each rider must read and understand the operator's manual before riding. Follow all instructions and warnings. Avoid abrupt maneuvers, paved surfaces, hard acceleration when turning, and side hilling; slow down before entering a turn. Never engage in stunt driving. Avoid excessive speeds and be particularly careful on difficult terrain. Never carry a passenger on a single-rider ATV. ATVs are recommended only for users over 16 years old. Never operate on public roads. ATVs and XTVs are designated for off-highway vehicle access only — collisions with cars and trucks can occur. Never drive or ride under the influence of alcohol or drugs. Do not shoot from or lean firearms or bows against the ATV or XTV. ARGO recommends that all riders take an ATV training course. When equipped with tracks, Conquest Series models are not fully amphibious, however water crossing is possible with a fording depth of 26" (660 mm). For safety or training information in the U.S., call the ATV Safety Institute at (800) 887-2887. In Canada, please contact the Canada Safety Council at (613) 739-1535 or see your dealer. Along with concerned conservationists everywhere, ARGO urges you to respect public and private lands. Ride only on designated areas or trails. Preserve your future riding opportunities by showing respect for the environment, local laws and the rights of others when riding. All materials and specifications are subject to change without notice. All specifications, claims and information contained within are based on current knowledge and readily available as printed material as of July 31, 2019.*

**PART#: 678-020** Printed in Canada 07/2019